

Patient advice and liaison service (PALS)

If you have a compliment, complaint or concern please contact our PALS team on 020 7288 5551 or whh-tr.PALS@nhs.net

If you need a large print, audio or translated copy of this leaflet please email whh-tr.patient-information@nhs.net. We will try our best to meet your needs.

Twitter.com/WhitHealth
Facebook.com/WhittingtonHealth

Whittington Health NHS Trust
Magdala Avenue
London
N19 5NF
Phone: 020 7272 3070
www.whittington.nhs.uk

Date published: 07/03/2023
Review date: 07/03/2025
Ref: CYP/SLTBarnetCIT/TTfDL&SCS/01

© Whittington Health
Please recycle



Whittington Health
NHS Trust









Speech and Language Therapy

Top Tips for Developing Language and Social Communication Skills

A guide for Parents/Carers



<p>Secure your child's attention and allow for processing time (especially when giving them instructions).</p>	<p>Get down to your child's level; give a simple instruction and WAIT! (<i>Sometimes up to 10 seconds!!</i>)</p> 
<p>Use simple language - less is more!</p>	<p>Don't overload your child with words. For example, say "shoes on" instead of "now it's time to go and get your shoes and put them on".</p>
<p>Create motivation and a desire to communicate. This will foster engagement with you.</p>	<p>Plan fun and motivating activities around your child's interests and explore these with your child. For example, if they love dinosaurs: act dinosaurs together, count dinosaurs, read books about dinosaurs etc.</p> <p>Use a range of sensory experiences to engage your child e.g., playing with water, sand, paint, outdoors/indoors, sitting/standing.</p> <p>Set up a 'What's in the Box?'. Maximise motivation with exciting toys and only let your child play with you for short bursts of time. One toy at a time. Child and adult can touch/play with toys.</p> 

<p>Play fun back and forth turn taking games.</p>	<p>Throwing and catching a ball, taking turns blowing bubbles, taking turns pushing a car down the track, blowing and releasing balloons, are all ideas to develop back-and-forth sequences of interaction.</p>
<p>Model, Model, Model!</p>	<p>Model simple and functional language to your children all day, every day! Model the names of things you see, the actions you are doing, the colours of things, the places you are going etc.</p> <p>Model play sequences to your child e.g., giving dolly milk and putting to bed.</p>
<p>Use visual methods to support your child to process and understand information and use in their own communication.</p>	<p>Offer choices visually: do you want X or Y?</p>  <p>Use visuals/gestures to help your child understand difficult concepts like time and when things are finishing.</p>  <p>5,4,3,2,1 ...finished</p> <p>Support your child to request when they want 'more' or when they need 'help'.</p> <div style="display: flex; justify-content: space-around;"> <div data-bbox="1512 1268 1758 1460">  <p>Flat hand, palm down, covers top of other fist.</p> <p>more</p> </div> <div data-bbox="1803 1268 2004 1460">  <p>Help</p> </div> </div>